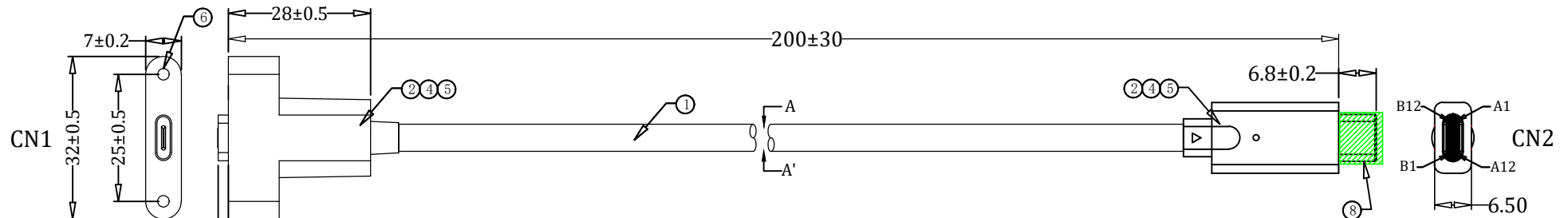


All materials compliant with RoHS, REACH standards

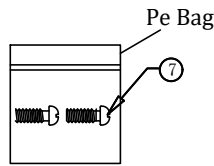
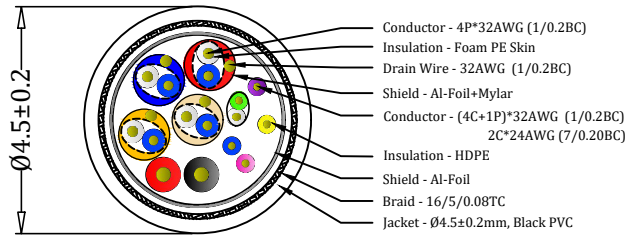
REV.	DATE	DESCRIPTION
A0	2023.10.09	ISSUE



**Pin Out:**

	CN1	WIRE	CN2	
Vbus	A4 A9 B4 B9	Red	A4 A9 B4 B9	Vbus
D+	A6	Green	A6	D+
D-	A7	White	A7	D-
CC	A5	Violet	A5	CC
Vconn	B5	Blue	B5	Vconn
TX1+	A2	Blue	A2	TX1+
TX1-	A3	Red White	A3	TX1-
RX1+	B11	Blue	B11	RX1+
RX1-	B10	Blue White	B10	RX1-
TX2+	B2	Blue	B2	TX2+
TX2-	B3	Gold White	B3	TX2-
RX2+	A11	Blue	A11	RX2+
RX2-	A10	Silver White	A10	RX2-
SUB1	A8	Yellow	A8	SUB1
SUB2	B8	Pink	B8	SUB2
Gnd	A1 A12 B1 B12	DW	A1 A12 B1 B12	Gnd
Shell		BD		Shell

**SEC:A--A'**



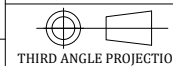
**Electronic Tests:**

- A. Open/Short/Intermittence: 100%
- B. Hi-Pot: AC 150V 0.01S 2mA
- C. Insulation Resistance: DC 300V 0.01S 10MΩ min
- D. Conductor Resistance: 2Ω max

Write speed:2000M b/s, Read speed: 2500M b/s;

8	Dust cover	TYPE C MALE DUST COVER TRANSPARENT	1	PCS
7	Screw	Screw Ni-plated (4#-40*15mm)	2	PCS
6	Nut	Copper nut (4#-40)	2	PCS
5	Outer Mold	40P PVC, Black	15	G
4	Inner Mold	LDPE	3	G
3	Connector	Type C Female Pin Gold-plated,shell Ni-plated with Shielding cover	1	Set
2	Connector	Type C Male Pin Gold-plated,shell Ni-plated with Shielding cover	1	Set
1	Cable	USB4 [(1/0.2BC*1P+D1/0.2BC+HM)*4C+1/0.2BC*1P+1/0.2BC*4C+7/0.20BC*2C +AB B=16/5/0.08TC OD:4.5±0.2mm PVC Jacket Black	0.21	M
NO.	NAME	SPECIFICATIONS	Q'TY	UNIT

**NINGBO FARSINCE ELECTRONIC CO., LTD**  
 T: +86 574 87042335 E: sales@farsince.com W: www.farsince.com



-TOLERANCES-  
 LENGTH:  
 X±0.3  
 .XX±0.1  
 ANGLE:  
 X°±2°  
 .X°±1°  
 .XX°±0.5°

Customer	
Model No.	FSP2014
Drawing No.	FSP2014
Product Description	U4 C/M-C/F Panel Mount Cable
Units:mm	Approved: Franck
Page: 1 of 1	Check: Sam
	Design: Bill